

Home Learning Pack 11

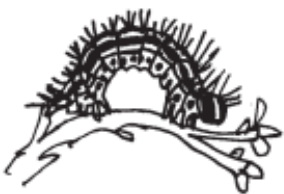
Set 1 Sounds



Now let's revise your sounds!

Trace over the letter **C**



What do you see?



Sound	Say the Phrase	Trace the Sound	Write the Sound
	curl around the caterpillar		

Practise handwriting

Curl around the caterpillar



Practise sound-writing





Fred Talk



Fred Talk

Draw a picture


Read the Word



c

a


t



c

u


p




c

a

n





Trace over the letter **k**



What do you see?



Sound	Say the Phrase	Trace the Sound	Write the Sound
	down the kangaroo's body, tail and leg		

Practise handwriting

Down the kangaroo's body, tail and leg



Practise sound-writing

k



Fred Talk




Fred Talk

Draw a picture


Read the Word




k	i	t
---	---	---



k	i	d
---	---	---



K	e	n
---	---	---





Trace over the letter U



What do you see?



Sound	Say the Phrase	Trace the Sound	Write the Sound
	down and under, up to the top and draw the puddle		

Practise handwriting

Down and under, up to the top and draw the puddle



Practise sound-writing





Fred Talk




Fred Talk

Draw a picture


Read the Word




p	u	t
---	---	---




c	u	t
---	---	---



s	u	n
---	---	---





Trace over the letter **b**



What do you see?



Sound	Say the Phrase	Trace the Sound	Write the Sound
	down the laces to the heel, round the toe		

Practise handwriting

Down the laces to the heel, round the toe



Practise sound-writing

b



Fred Talk




Fred Talk

Draw a picture


Read the Word




c	u	b
---	---	---




b	u	g
---	---	---



b	a	t
---	---	---




Trace over the letter **f**



What do you see?



Sound	Say the Phrase	Trace the Sound	Write the Sound
f	down the stem and draw the leaves		

Practise handwriting

Down the stem and draw the leaves



Practise sound-writing

f



Fred Talk




Fred Talk

Draw a picture


Read the Word




f	i	n
---	---	---



f	a	t
---	---	---



f	l	a	t
---	---	---	---



Trace the set 1 sounds with different colours



Trace the set 1 sounds with different colours



Trace the set 1 sounds with different colours



Assessment Point



Draw a line matching the image with the sound it begins with...

c	k	u	b	f





Fred Talk



Fred Talk

Read the Word



f

u

n



c

a

t



b

u

n



f

i

n

Read these Nonsense Words... remember
they are NOT real words 😊

Set 1 Nonsense Words - Word Time 1.6



kib



Set 1 Nonsense Words - Word Time 1.6



hiff



Set 1 Nonsense Words - Word Time 1.6



lan

Set 1 Nonsense Words - Word Time 1.6




jep

Fred Talk

Read the Word

Well done! You have revised the sounds:



Read these **Red Words** every day with a grown up. Remember that you cannot Fred Talk these.

Red Words Set 1				
I	the	my	you	said
your	are	be	of	no